

# Multiview Geometry



**Prof. Dr. Elli Angelopoulou**

**Pattern Recognition Lab (Computer Science 5)**

**University of Erlangen-Nuremberg**

# Multiview Analysis

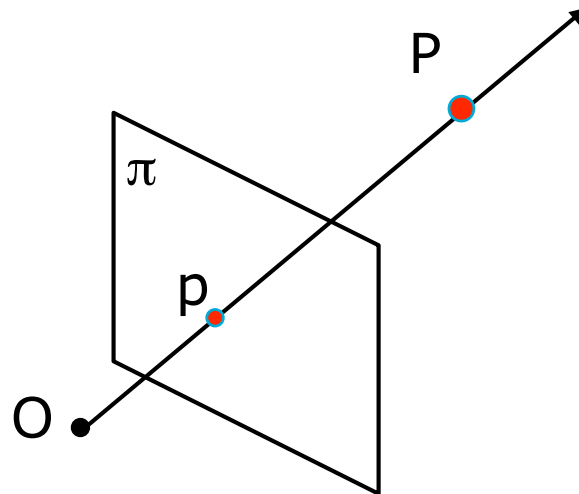


- Observing the same scene point from multiple distinct viewpoints allows the recovery of 3D structure.
- A key component of multiview analysis is finding corresponding scene regions in the different image planes – *the correspondence problem*.
- The relative shift between corresponding projections, *the disparity*, provides 3D structure information.
- Recovery of exact 3D data requires further knowledge about the camera setup.

# First Camera



## ■ Camera 1

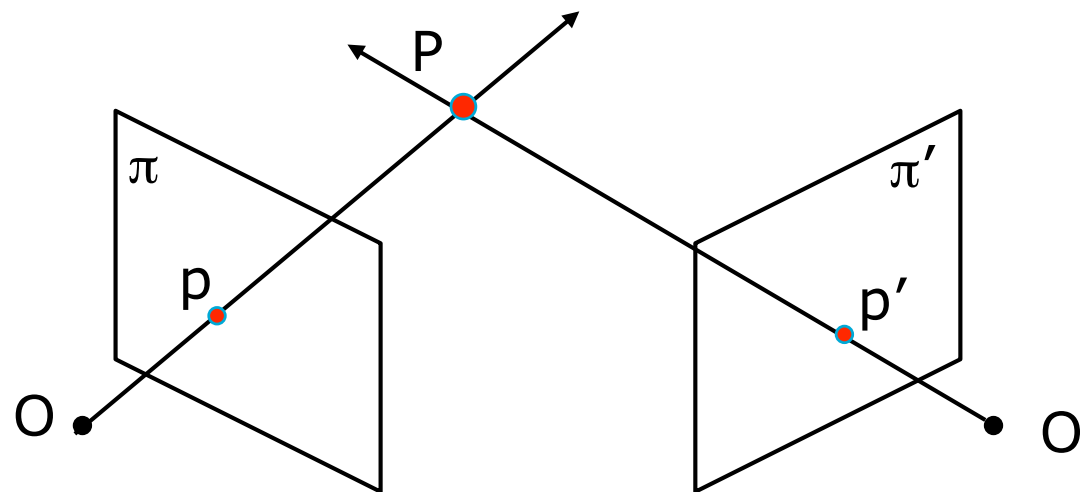


- Camera 1:
  - Center of Projection  $O$
  - Image plane  $\pi$
  - Scene point  $P$  projects on point  $p$  on  $\pi$ .



## Second Camera

### ■ Camera 2



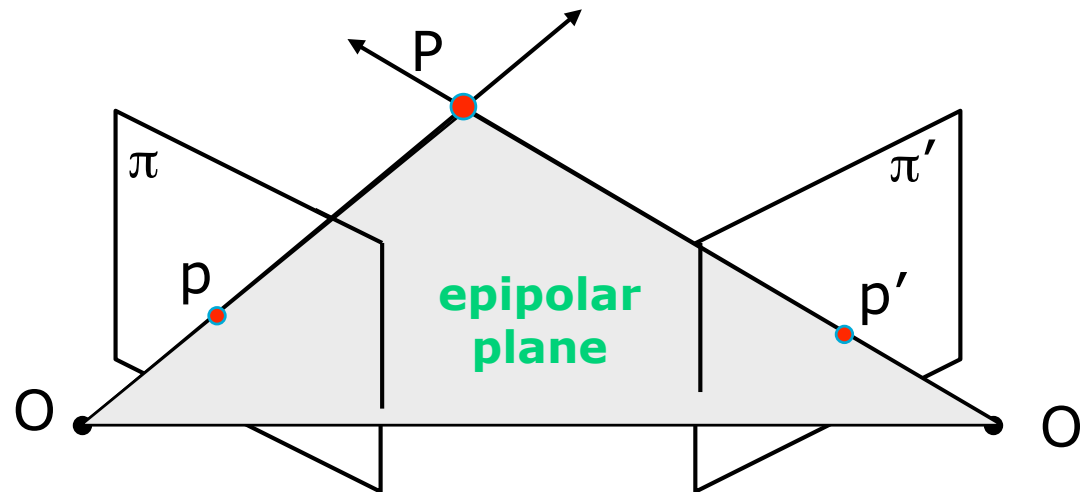
### ■ Camera 2:

- Center of Projection  $O'$
- Image plane  $\pi'$
- Scene point  $P$  projects on point  $p'$  on  $\pi'$ .



## Epipolar Plane

- The epipolar plane is defined by the 2 COPs  $O$  and  $O'$  and a point in the scene  $P$ .

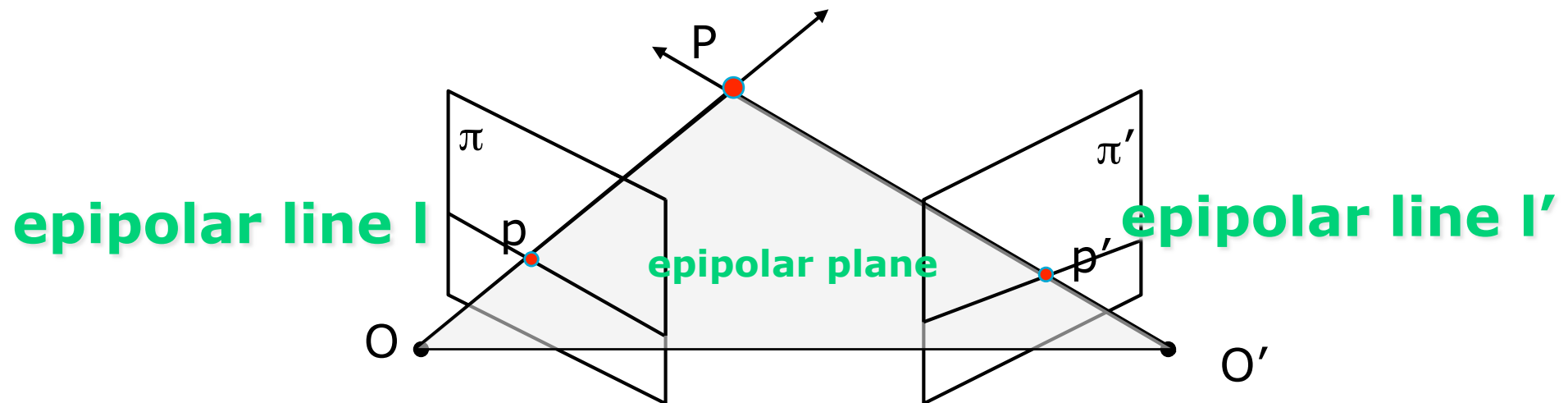


- The lines  $OP$  and  $O'P$  lie on the epipolar plane  $\Gamma$ .
- Point  $p$  lies on the  $OP$  line and on the image plane  $\pi$ . It is the intersection of  $OP$  and  $\pi$ .
- Point  $p'$  lies on the  $O'P$  line and on the image plane  $\pi'$ . It is the intersection of  $O'P$  and  $\pi'$ .



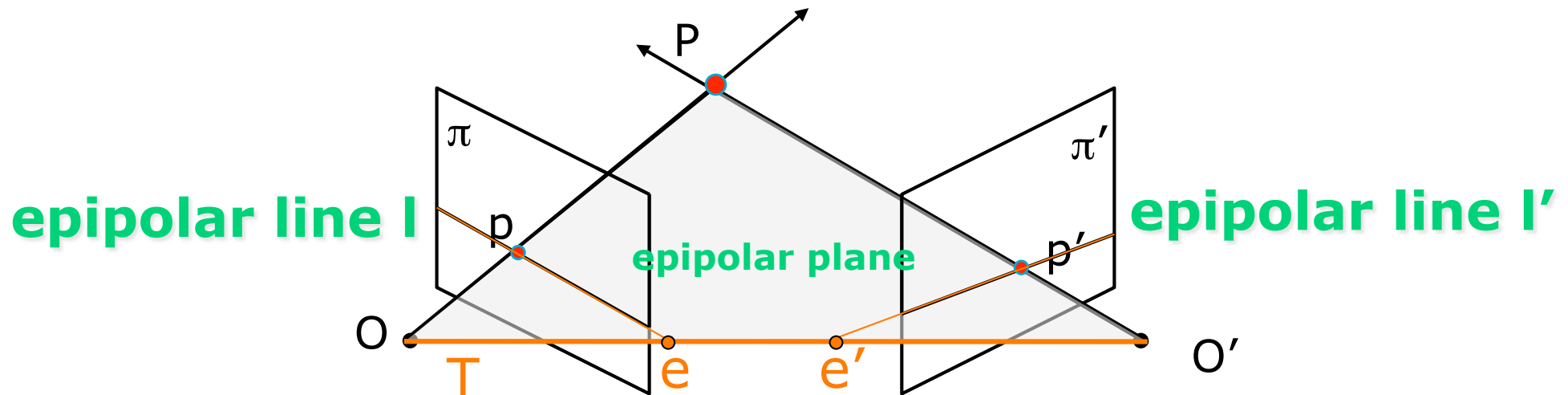
## Epipolar Line

- The epipolar line is the intersection of the epipolar plane with the image plane.



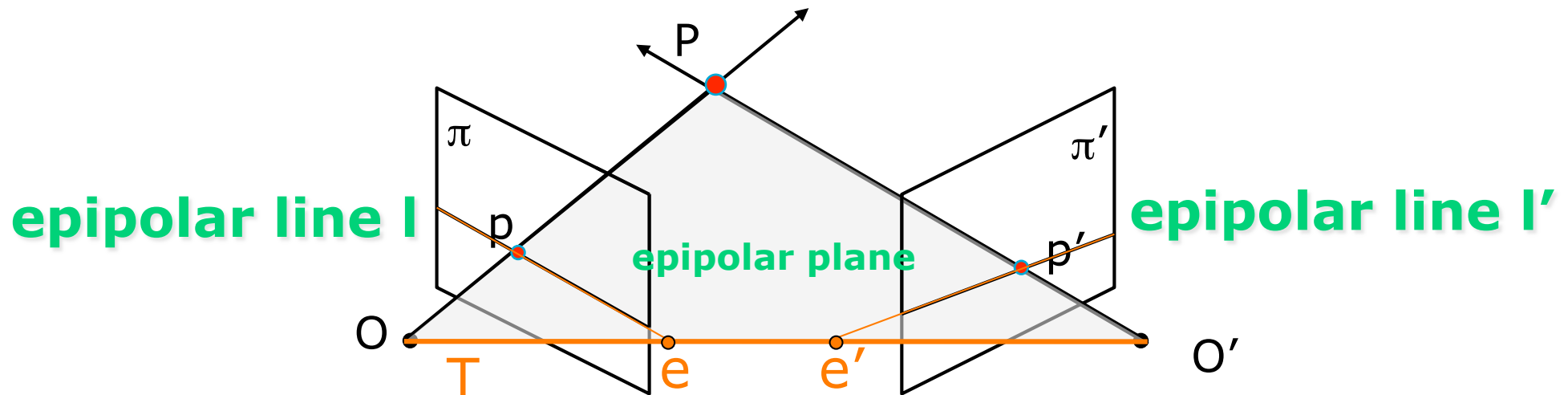
- Since point  $p$  lies on the  $OP$  line and on the image plane  $\pi$ , it also lies on the intersection of the epipolar plane with the image plane  $\pi$ , i.e. on the epipolar line  $l$ .
- Since point  $p'$  lies on the  $O'P$  line and on the image plane  $\pi'$ , it also lies on the intersection of the epipolar plane with the image plane  $\pi'$ , i.e. on the epipolar line  $l'$ .

# Epipoles



- The baseline  $T$  is the line between the 2 COPs  $O$  and  $O'$ . In verged cameras, this line intersects both plane  $\pi$  and  $\pi'$ .
- The epipole is the intersection of the baseline with the respective image plane.

# Epipolar Constraint

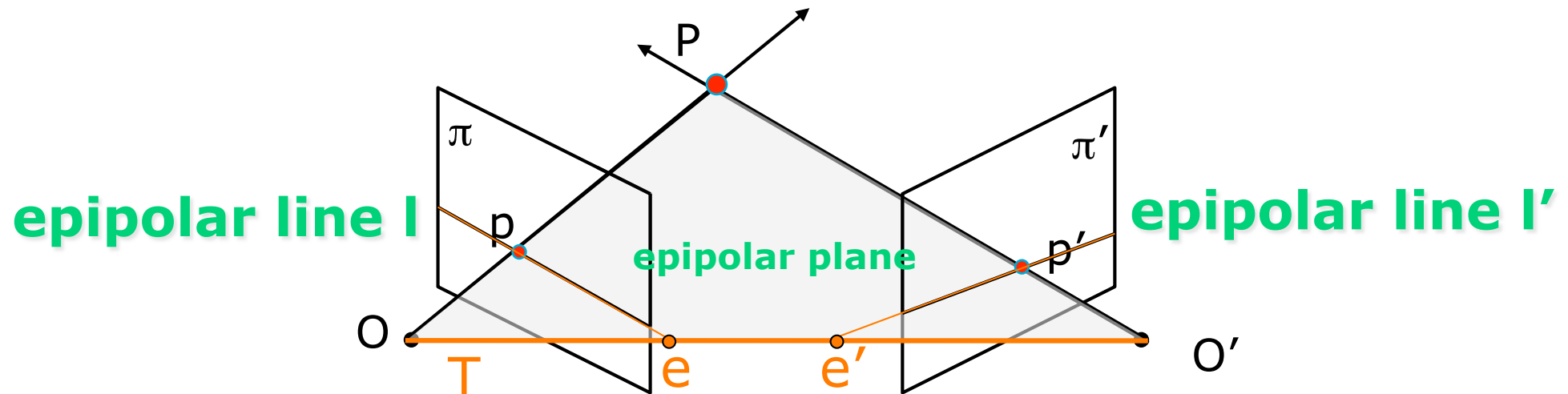


- The epipolar line  $l$  passes through the epipole  $e$ .
- The epipolar line  $l'$  passes through the epipole  $e'$ .
- If both  $p$  and  $p'$  are projections of the same point  $P$ , then  $p$  and  $p'$  must lie on the same epipolar plane. They must lie on epipolar lines  $l$  and  $l'$  respectively. This is called the **epipolar constraint**.





# Impact of the Epipolar Constraint



- The epipolar constraint has a fundamental role in stereo and motion analysis.
- It reduces the correspondence problem to a 1D search along *conjugate epipolar lines*.
- Given an image point  $p$ , one needs to only search in the epipolar line  $l'$  for the corresponding point  $p'$ .

# Required Knowledge



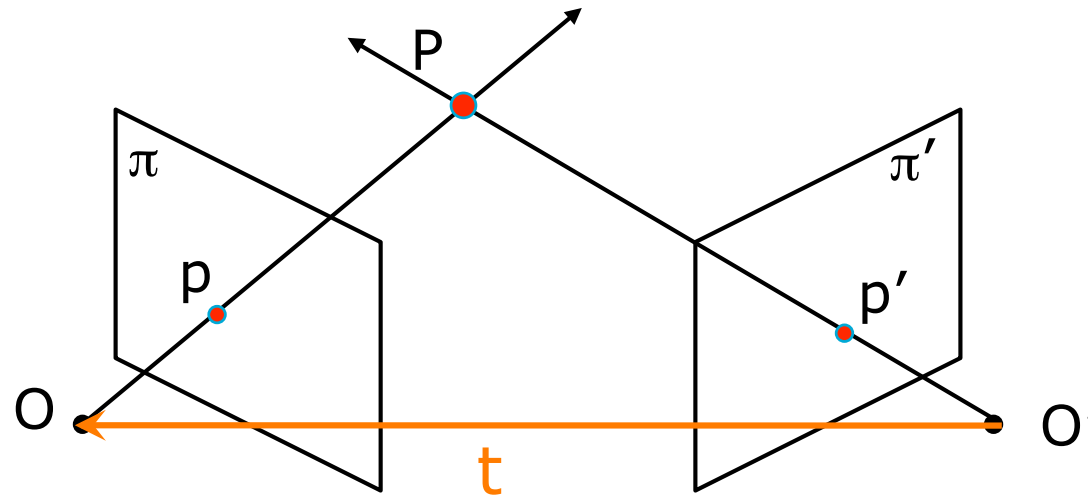
- In order to know the epipolar geometry, we need:
  - The location of the two COPs
  - The location of the two image planes
  - The orientation of the image planes
- We need to know the intrinsic and extrinsic camera characteristics.
- Intrinsic camera characteristics
  - Pixel size
  - Focal length
  - Principal point
- Extrinsic camera characteristics
  - The relative position of the 2 optical centers
  - The relative orientation of the two image planes

## Epipolar Constraint – Calibrated Case



- Assume that the intrinsic parameters of each of the cameras are known, i.e. the mapping from the image coordinate system to a metric camera coordinate system.
- Goal: Express algebraically the epipolar constraint, so that it can be incorporated in our correspondence, stereo and motion algorithms.

# Epipolar Plane Constraint



- The vectors  $Op$ ,  $O'p'$  and  $O'O$  are all co-planar, i.e. they must satisfy the following equation:

$$\overrightarrow{Op} \cdot (\overrightarrow{O'O} \times \overrightarrow{O'p'}) = 0$$

- The vector  $Op$  is perpendicular to the vector resulting from the cross-product of  $O'O$  and  $O'p'$ .

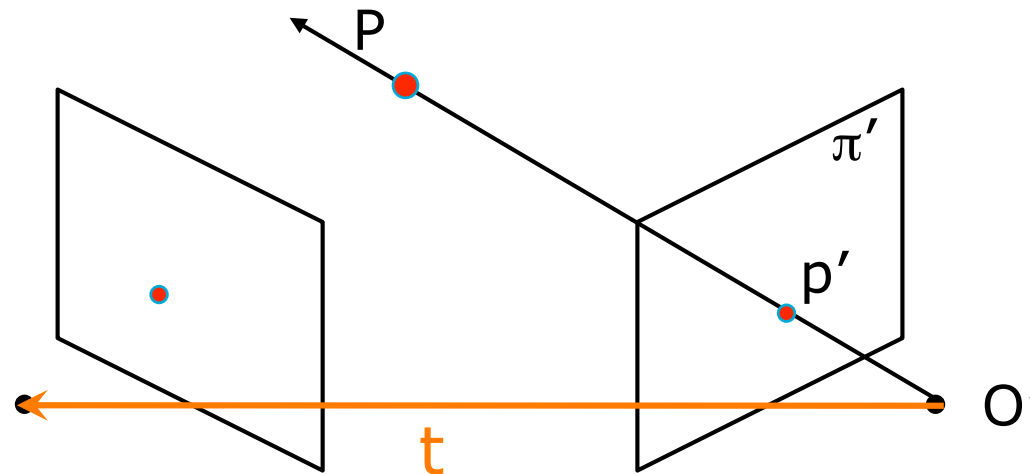
## Relating the 2 Camera Coord. Systems



- Each image is unaware of the other camera.
- Point  $p$  is specified in the local coordinate system of the camera with COP  $O$ .
- Similarly point  $p'$  is specified in the local coordinate system of the camera with COP  $O'$ .
- We need to express everything in terms of a single coordinate system.
- Without loss of generality we choose as the reference coordinate system the one of the camera with COP  $O$ .



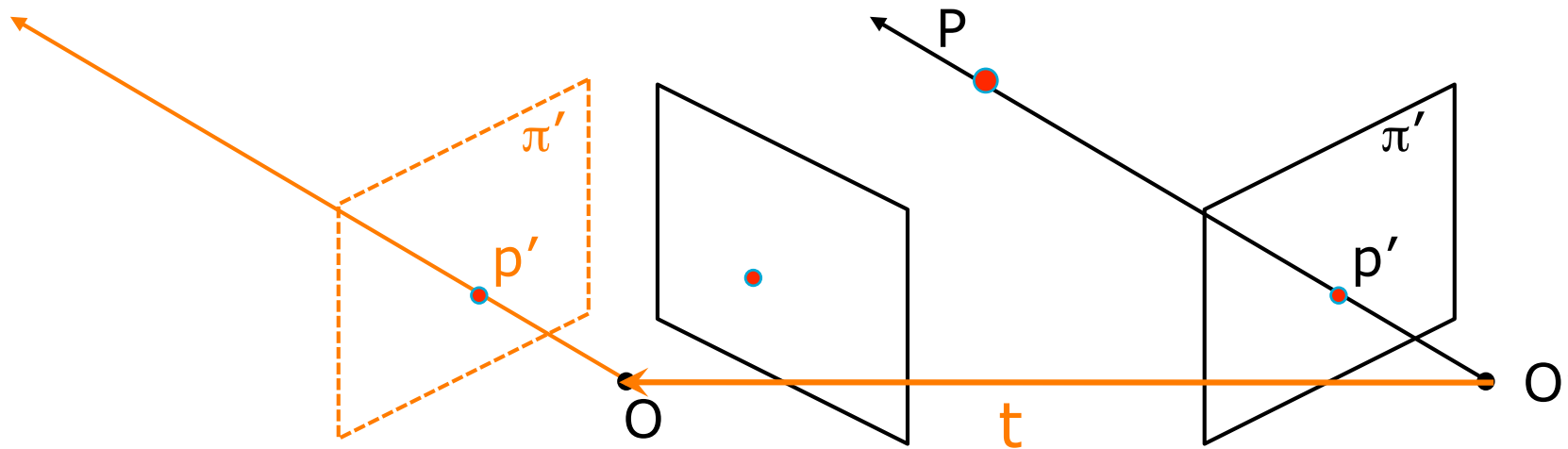
# Translation



- There is a translation vector  $t$ , (the baseline  $T$  to be precise) that shows you how one can move COP  $O'$  to COP  $O$ .

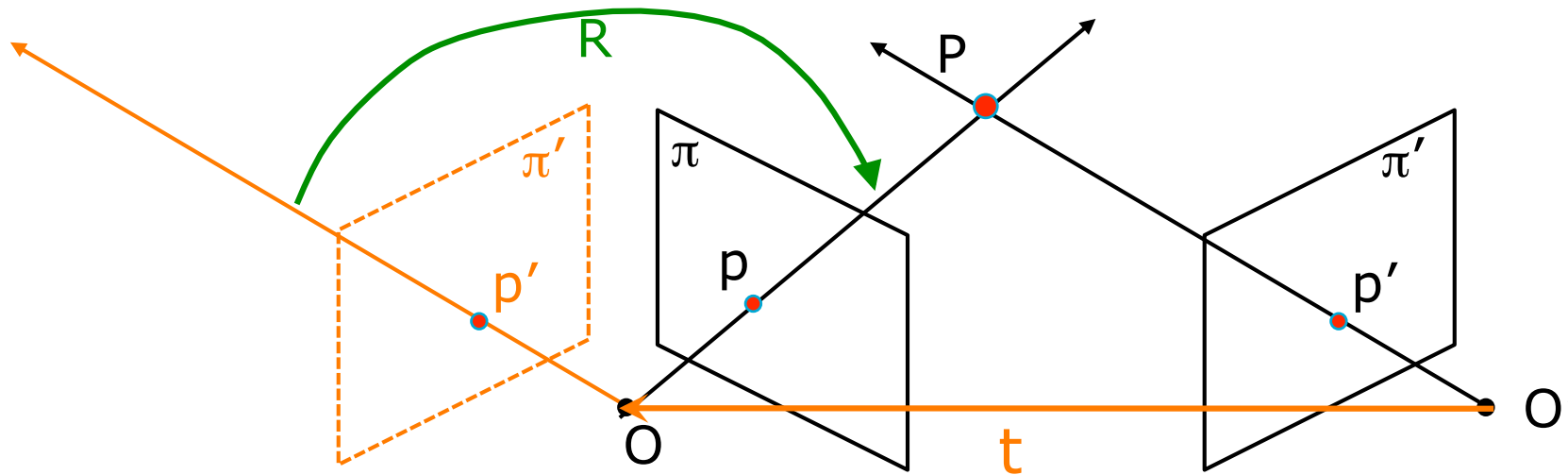
$$\vec{t} = \overrightarrow{O'O}$$

# Need for Rotation



- If we apply this translation  $t$  to every point  $p'$  of the camera with COP  $O'$  then we will move the coordinate system with COP  $O'$  so that both camera coordinates are pinned to the same origin  $O$ .

# Rotation

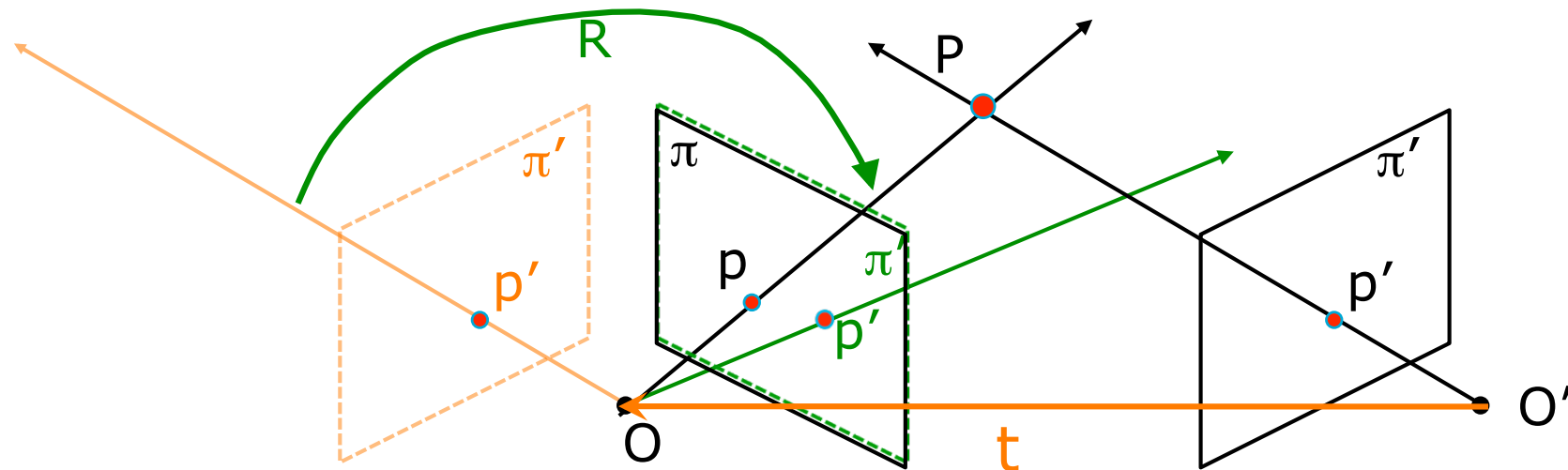


- Still the two coordinate systems can differ by a rotation. Let  $R$  be the rotation matrix that aligns the corresponding axes of the two camera coordinates.



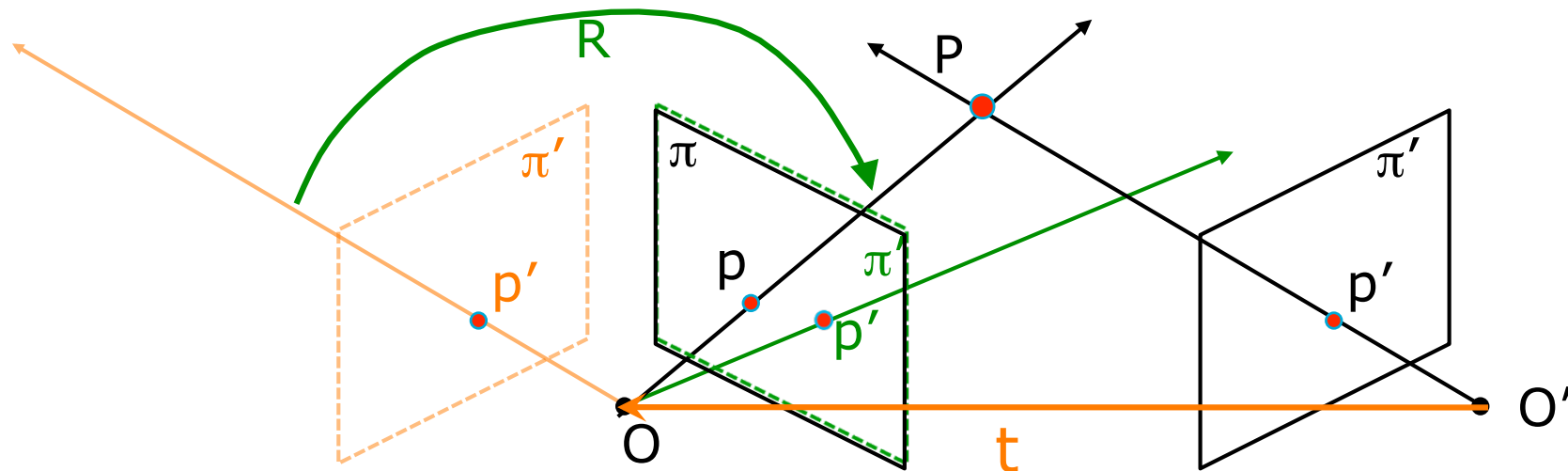


# Translation and Rotation



- Each point  $p'$  after the translation from camera  $O'$  to camera  $O$ , is rotated by  $R$ .
- The two camera coordinate systems are now aligned.
- Everything can be expressed in terms of the coordinate system of camera  $O$ .

# Epipolar Constraint Revisited



- Recall that vectors  $Op$ ,  $O'p'$  and  $O'O$  are co-planar:

$$\overrightarrow{Op} \cdot (\overrightarrow{O'O} \times \overrightarrow{O'p'}) = 0$$

- Rewritten in the coordinate frame of camera  $O$ :

$$\vec{p} \cdot (\vec{t} \times (R\vec{p}')) = 0$$



## Epipolar Constraint – Matrix Form

- The epipolar equation can be rewritten as a series of matrix multiplications:

$$\mathbf{p}^T (\mathbf{t} \times \mathbf{R}) \mathbf{p}' = 0$$

- This is often represented more compactly as:

$$\mathbf{p}^T \mathbf{E} \mathbf{p}' = 0$$

where  $\mathbf{E}$  is a 3x3 matrix of the form:  $\mathbf{E} = [\mathbf{t}_\times] \mathbf{R}$   
and it is known as the *essential matrix*.

$[\mathbf{t}_\times]$  is a skew-symmetric matrix such that  $[\mathbf{t}_\times] \mathbf{b} = \mathbf{t} \times \mathbf{b}$

$[\mathbf{t}_\times]$  is the matrix representation of the cross product with  $\mathbf{t}$ .

$$\text{if } \mathbf{t} = \begin{bmatrix} t_x \\ t_y \\ t_z \end{bmatrix} \quad \text{then } [\mathbf{t}_\times] = \begin{bmatrix} 0 & -t_z & t_y \\ t_z & 0 & -t_x \\ -t_y & t_x & 0 \end{bmatrix}$$

# Epipolar Constraint Equations



- The equation  $\mathbf{p}^T \mathbf{E} \mathbf{p}' = 0$  is the algebraic representation of epipolar constraint.
- The vector that corresponds to the epipolar line  $l$  that is associated with point  $p'$  is  $\mathbf{l} = \mathbf{E} \mathbf{p}'$ .
- Similarly, the vector that corresponds to the epipolar line  $l'$  that is associated with point  $p$  is  $\mathbf{l}' = \mathbf{E}^T \mathbf{p}$ .
- Thus, once the essential matrix  $\mathbf{E}$  is recovered, one can reduce the search space for finding the corresponding points to a 1D space.

# Epipolar Constraint –Uncalibrated case



- For uncalibrated cases, the matrices (rotation  $\mathbf{R}$  and translation  $\mathbf{t}$ ) that express point  $p'$  in terms of the coordinate system of camera  $O$  must also incorporate the intrinsic camera parameters.
- Instead of  $\mathbf{p}^T \mathbf{E} \mathbf{p}' = 0$  we have:

$$\mathbf{p}^T \mathbf{K}^{-T} \mathbf{E} \mathbf{K}'^{-1} \mathbf{p}' = 0$$

$$\mathbf{p}^T \mathbf{F} \mathbf{p}' = 0$$

where  $\mathbf{F} = \mathbf{K}^{-T} \mathbf{E} \mathbf{K}'^{-1}$  and  $\mathbf{K}$  and  $\mathbf{K}'$  are the intrinsic parameter matrices of cameras  $O$  and  $O'$  accordingly

- $\mathbf{F}$  is called the *fundamental matrix*.

# Multiple Views



- For binocular setups the epipolar constraint can be represented in a  $3 \times 3$  matrix form, called the *fundamental matrix*.
- When we have 3 images the epipolar constraint is represented by a  $3 \times 3 \times 3$  structure, called the *trifocal tensor*.
- When we have 4 images the epipolar constraint is represented by a  $3 \times 3 \times 3 \times 3$  structure, called the *quadrifocal tensor*.

# Key Points of Epipolar Geometry



- For each pair of corresponding points  $p$  and  $p'$  in camera coordinates (Cartesian metric coordinate system), the following relationship holds:

$$\mathbf{p}^T \mathbf{E} \mathbf{p}' = 0$$

**E** is the essential matrix

- For each pair of corresponding points  $q$  and  $q'$  in pixel (image) coordinates the following relationship holds:

$$\mathbf{q}^T \mathbf{F} \mathbf{q}' = 0$$

**F** is the fundamental matrix

## Key Points of Epipolar Geometry 2



- The epipolar line  $l'$  that corresponds to the point  $q$  has the form  $l'_1x + l'_2y + l'_3z = 0$ , where  $\mathbf{l}' = (l'_1, l'_2, l'_3)$  and is given by:

$$\mathbf{l}' = \mathbf{F}^T \mathbf{q}$$

where  $x, y, z$  are in the local coordinate system of camera  $O'$ .

- The epipolar line  $l$  that corresponds to the point  $q'$  has the form  $l_1x + l_2y + l_3z = 0$ , where  $\mathbf{l} = (l_1, l_2, l_3)$  and is given by:

$$\mathbf{l} = \mathbf{F} \mathbf{q}'$$

where  $x, y, z$  are in the local coordinate system of camera  $O$ .





## The Essential Matrix in Practice

- What does the epipolar plane depend on? A point  $P$  in the scene and the camera COPs  $O$  and  $O'$ . It varies from point to point.
- What does the matrix  $\mathbf{E}$  (similarly  $\mathbf{F}$ ) depend on? The rotation  $\mathbf{R}$  and the translation  $\mathbf{t}$  between the two camera coordinate systems. No dependence on the scene.
- So... recover  $\mathbf{E}$  (or  $\mathbf{F}$ ) once, keep the camera setup stable and then reuse it for every scene point.
- How do we recover  $\mathbf{E}$  (or  $\mathbf{F}$ )?

## Estimation of the Fundamental Matrix.



- Assume known correspondences of  $n$  points between the two images.

- You have  $n$  equations of the form:

$$\mathbf{p}_i^T \mathbf{F} \mathbf{p}_i' = 0, \quad i = 1 \dots n$$

- $\mathbf{F}$  is a  $3 \times 3$  matrix  $\Rightarrow$  9 unknowns.
- If you have 8 well spread correspondences, you can determine  $\mathbf{F}$ .
- Why 8? The  $n$  equations are homogeneous linear equations, i.e. all equations have a zero as a constant in the right hand side. So the solution is unique up to a scaling factor.

# Over-determined System



- If  $n > 8$ , then we have an over-determined system. Use SVD (Singular Value Decomposition).
- How? Build a  $n \times 9$  matrix  $\mathbf{A}$  which contains the coefficients of the  $n$  equations:  $\mathbf{p}_i^T \mathbf{F} \mathbf{p}_i' = 0$ ,  $i = 1 \dots n$
- Run SVD on  $\mathbf{A}$ . It decomposes  $\mathbf{A}$  to:  $\mathbf{A} = \mathbf{U} \mathbf{D} \mathbf{V}^T$ 
  - D diagonal matrix; its elements are called singular values.
  - U is an  $n \times n$  orthogonal matrix
  - D is an  $n \times 9$  diagonal matrix
  - V is a  $9 \times 9$  orthogonal matrix
- In theory, the solution to  $\mathbf{F}$  (the value of its 9 unknowns) is the column of  $\mathbf{V}$  that corresponds to the only *null* singular value of  $\mathbf{A}$ , i.e. the only zero value on the diagonal.

## Estimating $\mathbf{F}$ in Practice



- In reality, due to noise, quantization, numerical errors, inaccuracies in the  $n$  correspondences, there is usually no null singular value.
- Thus, in practice we use the *minimum* singular value and its corresponding column in  $\mathbf{V}$ .

$$\mathbf{F} = \mathbf{V}(\text{Col}_m)$$

where  $s_m$  was the minimum diagonal value in  $\mathbf{D}$  and was located in column  $m$  in  $\mathbf{D}$ .

## Estimating $\mathbf{F}$ in Practice - continued



- However, this whole process had inaccuracies. The resulting  $\mathbf{F}$  may not be singular. So, run SVD again, this time on  $\mathbf{F}$ .

$$\mathbf{F} = \mathbf{U}_F \mathbf{D}_F \mathbf{V}_F^T$$

- Then build the matrix  $\mathbf{D}'$  from  $\mathbf{D}_F$  where with the minimum singular value  $s_m$  of  $\mathbf{D}_F$  is replaced by 0.
- Compute a new fundamental matrix which is singular:

$$\mathbf{F}' = \mathbf{U}_F \mathbf{D}' \mathbf{V}_F^T$$

- $\mathbf{F}'$  is a good estimate of the fundamental matrix.

# Longuet-Higgins Eight-Point Algorithm



1. Let  $\mathbf{A}$  be an  $n \times 9$  matrix of the coefficients of the  $n$  eqs.:

$$\mathbf{p}_i^T \mathbf{F} \mathbf{p}_i = 0, \quad i = 1 \dots n$$

2. Apply SVD on  $\mathbf{A}$  and find matrices  $\mathbf{U}$ ,  $\mathbf{D}$ ,  $\mathbf{V}$  such that

$$\mathbf{A} = \mathbf{U} \mathbf{D} \mathbf{V}^T$$

3. The entries of  $\mathbf{F}$  are the components of the column of  $\mathbf{V}$  corresponding to the least singular value of  $\mathbf{A}$ .

4. Enforce the singularity constraint by applying SVD on  $\mathbf{F}$

$$\mathbf{F} = \mathbf{U}_F \mathbf{D}_F \mathbf{V}_F^T$$

5. and creating  $\mathbf{D}' = \mathbf{D}_F$  with the smallest singular value of  $\mathbf{D}_F$  replaced by 0.

6. Get new estimate of  $\mathbf{F}$ , call it  $\mathbf{F}'$ , such that

$$\mathbf{F}' = \mathbf{U}_F \mathbf{D}' \mathbf{V}_F^T$$



# Fundamental Matrix Video



The video is courtesy of Daniel Wedge. You can view it at the following web-site:  
<http://danielwedge.com/fmatrix/>